



**FARBEN**  
**PEINTURES**  
**PAINTS**  
**COLORI**






01 / white



02 / cream



07 / yellow



14 / orange



28 / red



29 / wine red



45 / turquoise



67 / green



68 / dark green



77 / brown



86 / grey



89 / black



91 / silver




93 / copper



95 / gold

## Color-Dekor 180° C

**94 080 ..** Color-Dekor 180 °C, 100 x 200 mm, 2 pieces

 SQ: 5 bag

Decorative foil for creating unique designs on ceramics, glass, metal, etc. Can be cut with punches, scissors or a scalpel, or even torn for an interesting texture effect. Hardens in the oven in 30 minutes at 180° C.

Color-Dekor 180° C can be applied to heat-resistant materials like porcelain, ceramics, glass, metal, etc. Place the cut shape in water for a few seconds, slide the Color-Dekor foil from the backing paper onto the plate and smooth it down with your fingers, working outwards from the centre. Remove any moisture with kitchen towel. Allow to dry for 24 hours before hardening in the oven.

Important: place your work in a cold oven; heat up the oven to 180° C, then time for 30 minutes. Switch off the oven and do not remove from the oven until cold. Color-Dekor can be washed by hand with washing-up liquid. Important: The surfaces must be free of dust and grease. Use a cutting board when working with a scalpel. Any air bubbles or moisture between the working surface and the decorative foil must be completely removed to avoid unevenness after baking. Different motifs can be layered one on top of another. Please note that the first layer must be completely dry before the second layer is applied. Here again all moisture must be thoroughly removed.

You can make Color-Dekor 180° C even more attractive using StazOn.








01 / 4 assorted colours



02 / 4 assorted colours







04 / 4 assorted colours



05 / 4 assorted colours

## Color-Dekor 180° C Assortments

<b>94 081 01</b>	Color-Dekor 180 °C, assortment 1, 100 x 200 mm, 4 pieces	 SQ: 5 Set
<b>94 081 02</b>	Color-Dekor 180 °C, assortment 2, 100 x 200 mm, 4 pieces	 SQ: 5 Set
<b>94 081 04</b>	Color-Dekor 180 °C, assortment 4, 100 x 200 mm, 4 pieces	 SQ: 5 Set
<b>94 081 05</b>	Color-Dekor 180 °C, assortment 5, 100 x 200 mm, 4 pieces	 SQ: 5 Set

### Content assortment 94 081 01:

07 yellow, 14 orange, 45 turquoise, 67 green (1 each)

### Content assortment 94 081 02:

28 red, 89 black, 91 silver, 95 gold (1 each)

### Content assortment 94 081 04:

68 dark green, 29 wine-red, 07 yellow, 14 orange (1 each)

### Content assortment 94 081 05:

45 turquoise, 77 brown, 86 grey, 93 copper (1 each)



white

## Cup

<b>74 000 37</b>	Porcelain, Cup with spoon, ø 8,8 / 5,7 x H 9,6 cm, 300 ml	SQ: 4 pc
------------------	---	----------



01 / white



03 / white

## Porcelain

<b>74 000 01</b>	Porcelain, Coffee mugs, 8,5 cm (0,3 l)	SQ: 6 pc
<b>74 000 03</b>	Porcelain, Bowl for cereals, ø 14,5 cm H 8,5 cm	SQ: 6 pc





01



02



03



04

### Paintbrush

<b>93 205 01</b>	Stencil, ornament / 1 part, ø 15 cm	SQ: 5 pc
<b>93 205 02</b>	Stencil, blossomheart / 1 part, 15 x 15 cm	SQ: 5 pc
<b>93 205 03</b>	Stencil, ornament / 1 part, ø 15 cm	SQ: 5 pc
<b>93 205 04</b>	Stencil, ornament / 1 part, ø 15 cm	SQ: 5 pc



05



06



07



08



09



10



11

### Paintbrush

<b>93 205 05</b>	Stencil, birdcage / 1 part, 14 x 20 cm	SQ: 5 pc
<b>93 205 06</b>	Stencil, bird / 1 part, 14 x 21 cm	SQ: 5 pc
<b>93 205 07</b>	Stencil, vine leaves / 1 part, 15 x 19 cm	SQ: 5 pc
<b>93 205 08</b>	Stencil, roses / 1 part, 15 x 19 cm	SQ: 5 pc
<b>93 205 09</b>	Stencil, ornament / 1 part, 15 x 21 cm	SQ: 5 pc
<b>93 205 10</b>	Stencil, leaves / 1 part, 15 x 21 cm	SQ: 5 pc
<b>93 205 11</b>	Stencil, ornament / 1 part, 14 x 18 cm	SQ: 5 pc





12







13



14



15

Paintbrush			
93 205 12	Stencil, ornament / 1 part, 13 x 21 cm		SQ: 5 pc
93 205 13	Stencil, birdcage / 1 part, 14 x 19 cm		SQ: 5 pc
93 205 14	Stencil, ornament / 1 part, ø 14 cm		SQ: 5 pc
93 205 15	Stencil, ornament / 1 part, ø 18 cm		SQ: 5 pc



16



17



18



19



20



21



22

Paintbrush			
93 205 16	Stencil, ornament / 1 part, 14 x 20 cm		SQ: 5 pc
93 205 17	Stencil, girl / 2 parts, 15 x 21 cm		SQ: 5 pc
93 205 18	Stencil, girl / 2 parts, 15 x 21 cm		SQ: 5 pc
93 205 19	Stencil, girl / 2 parts, 15 x 21 cm		SQ: 5 pc
93 205 20	Stencil, girl / 2 parts, 15 x 21 cm		SQ: 5 pc
93 205 21	Stencil, Lady / 1 part, 14 x 20 cm		SQ: 5 pc
93 205 22	Stencil, owl / 1 part, 14 x 21 cm		SQ: 5 pc





01



02



03



04

### Paintbrush

<b>93 207 01</b>	Stencil, flowers / 1 part, DIN A 5		SQ: 5 pc
<b>93 207 02</b>	Stencil, butterflies / 11 parts, DIN A 5		SQ: 5 pc
<b>93 207 03</b>	Stencil, butterflies / 4 parts, DIN A 5		SQ: 5 pc
<b>93 207 04</b>	Stencil, chinese butterfly / 2 parts, DIN A 5		SQ: 5 pc



05



06



07



08



09



10



11



12

### Paintbrush

<b>93 207 05</b>	Stencil, bamboo / 2 parts, DIN A 5		SQ: 5 pc
<b>93 207 06</b>	Stencil, ornaments / 2 parts, DIN A 5		SQ: 5 pc
<b>93 207 07</b>	Stencil, ornaments / 2 parts, DIN A 5		SQ: 5 pc
<b>93 207 08</b>	Stencil, ornaments / 5 parts, DIN A 5		SQ: 5 pc
<b>93 207 09</b>	Stencil, sunflower / 4 parts, DIN A 5		SQ: 5 pc
<b>93 207 10</b>	Stencil, garden / 4 parts, DIN A 5		SQ: 5 pc
<b>93 207 11</b>	Stencil, maritime / 4 parts, DIN A 5		SQ: 5 pc
<b>93 207 12</b>	Stencil, sea creatures / 7 parts, DIN A 5		SQ: 5 pc





Stencils Basic assortment

93 207 99 Stencil, Assortment 1, b 50 t 20,3 h 37,5 cm, 12 x 10 pcs. SQ: 1 pc

Content 93 207 99:  
93 207 01 – 93 207 12



13



14



15



16



17



18



19



20

Paintbrush

93 207 13	Stencil, princess / 2 parts, DIN A 5		SQ: 5 pc
93 207 14	Stencil, crowns / 4 parts, DIN A 5		SQ: 5 pc
93 207 15	Stencil, ivy / 2 parts, DIN A 5		SQ: 5 pc
93 207 16	Stencil, couple of birds / 2 parts, DIN A 5		SQ: 5 pc
93 207 17	Stencil, snowman / 1 part, DIN A 5		SQ: 5 pc
93 207 18	Stencil, ornament / 1 part, DIN A 5		SQ: 5 pc
93 207 19	Stencil, roses / 7 parts, DIN A 5		SQ: 5 pc
93 207 20	Stencil, borders / 4 parts, DIN A 5		SQ: 5 pc





21



22



23



24

## Paintbrush

- |                  |  |          |
|------------------|--|----------|
| <b>93 207 21</b> | Stencil, forest birds / 8 parts, DIN A 5 | SQ: 5 pc |
| <b>93 207 22</b> | Stencil, flower / 1 part, DIN A 5        | SQ: 5 pc |
| <b>93 207 23</b> | Stencil, seahorse / 1 part, DIN A 5      | SQ: 5 pc |
| <b>93 207 24</b> | Stencil, fishes / 1 part, DIN A 5        | SQ: 5 pc |

Stencils are made of soft, flexible plastic. To decorate glass, mirrors, plastic, card, wood, metal, textiles etc. Can be used with different Efco-Coloursystems.



## Stencils Basic assortment

- |                  |  |          |
|------------------|--|----------|
| <b>93 207 98</b> | Stencil, Assortment 2, b 50 t 20,3 h 37,5 cm, 12 x 10 pcs. | SQ: 1 pc |
|------------------|--|----------|

**Content 93 207 98:**  
93 207 13 – 93 207 24



25



26



27



28

## Paintbrush

- |                  |  |          |
|------------------|--|----------|
| <b>93 207 25</b> | Stencil, letters large / 26 parts, DIN A 5   | SQ: 5 pc |
| <b>93 207 26</b> | Stencil, letters small / 26 parts, DIN A 5   | SQ: 5 pc |
| <b>93 207 27</b> | Stencil, numbers + signs / 34 parts, DIN A 5 | SQ: 5 pc |
| <b>93 207 28</b> | Stencil, leaves / 3 parts, DIN A 5           | SQ: 5 pc |





29



30



31



32



33

Paintbrush			
93 207 29	Stencil, fern / 3 parts, DIN A 5		SQ: 5 pc
93 207 30	Stencil, hearts / 19 parts, DIN A 5		SQ: 5 pc
93 207 31	Stencil, blossoms / 10 parts, DIN A 5		SQ: 5 pc
93 207 32	Stencil, blossom / 1 part, DIN A 5		SQ: 5 pc
93 207 33	Stencil, blossoms / 3 parts, DIN A 5		SQ: 5 pc



Stencil-Fix			
93 203 00	Stencil-Fix, Glue for stencils, 50 ml / 50 g		SQ: 5 pc



34



35



36



37

Stencils A5			
93 207 34	Stencil, apple / 1 part, DIN A 5		SQ: 5 pc
93 207 35	Stencil, pear / 1 part, DIN A 5		SQ: 5 pc
93 207 36	Stencil, grapes / 1 part, DIN A 5		SQ: 5 pc
93 207 37	Stencil, orange / 1 part, DIN A 5		SQ: 5 pc





38



39





40




41

**Stencils A5**

**93 207 38** Stencil, chinese bamboo / 3 parts, DIN A 5  SQ: 5 pc

**93 207 39** Stencil, giraffe / 1 part, DIN A 5  SQ: 5 pc

**93 207 40** Stencil, fish / 1 part, DIN A 5  SQ: 5 pc

**93 207 41** Stencil, dolphin / 1 part, DIN A 5  SQ: 5 pc



42



43




44





45

**Stencils A5**

**93 207 42** Stencil, lion / 1 part, DIN A 5  SQ: 5 pc

**93 207 43** Stencil, monkey / 1 part, DIN A 5  SQ: 5 pc

**93 207 44** Stencil, heart / 2 parts, DIN A 5  SQ: 5 pc

**93 207 45** Stencil, butterfly / 2 parts, DIN A 5  SQ: 5 pc







46



47




48



49

Stencils A5			
93 207 46	Stencil, star / 2 parts, DIN A 5		SQ: 5 pc
93 207 47	Stencil, blossom / 2 parts, DIN A 5		SQ: 5 pc
93 207 48	Stencil, ornament / 2 parts, DIN A 5		SQ: 5 pc
93 207 49	Stencil, ornament / 2 parts, DIN A 5		SQ: 5 pc



50



51



52



53

Stencils A5			
93 207 50	Stencil, chrysanthemum / 1 part, DIN A 5		SQ: 5 pc
93 207 51	Stencil, lavender / 1 part, DIN A 5		SQ: 5 pc
93 207 52	Stencil, flowers / 1 part, DIN A 5		SQ: 5 pc
93 207 53	Stencil, flower-tendril / 1 part, DIN A 5		SQ: 5 pc





54



55




56





57

**Stencils A5**

**93 207 54** Stencil, cowslip / 1 part, DIN A 5  SQ: 5 pc

**93 207 55** Stencil, flower and butterflies/3 parts, DIN A 5  SQ: 5 pc

**93 207 56** Stencil, roses / 1 part, DIN A 5  SQ: 5 pc

**93 207 57** Stencil, blossoms / 1 part, DIN A 5  SQ: 5 pc



58



59





60





61

**Stencils A5**

**93 207 58** Stencil, skull / 1 part, DIN A 5  SQ: 5 pc

**93 207 59** Stencil, skull / 4 parts, DIN A 5  SQ: 5 pc

**93 207 60** Stencil, wings / 6 parts, DIN A 5  SQ: 5 pc


**93 207 61** Stencil, angelwings / 1 part, DIN A 5  SQ: 5 pc







62



63



64



65

Stencils A5			
93 207 62	Stencil, blossoms 1 part, DIN A 5		SQ: 5 pc
93 207 63	Stencil, leaves / 1 part, DIN A 5		SQ: 5 pc
93 207 64	Stencil, ornament / 1 part, DIN A 5		SQ: 5 pc
93 207 65	Stencil, owl / 1 part, DIN A 5		SQ: 5 pc



66



67



68



69

Stencils A5			
93 207 66	Stencil, alarm clock / 1 part, DIN A 5		SQ: 5 pc
93 207 67	Stencil, hearts / 6 parts, DIN A 5		SQ: 5 pc
93 207 68	Stencil, stars / 6 parts, DIN A 5		SQ: 5 pc
93 207 69	Stencil, trees / 6 parts, DIN A 5		SQ: 5 pc





70



71



74



75



72



73



76



77

### Stencils A5

**93 207 70** Stencil, owl / 1 part, DIN A 5 SQ: 5 pc

**93 207 71** Stencil, stars / 2 parts, DIN A 5 SQ: 5 pc

**93 207 72** Stencil, hearts / 6 parts, DIN A 5 SQ: 5 pc

**93 207 73** Stencil, chrysanthemum / 2 parts, DIN A 5 SQ: 5 pc



78



79



80



81

### Stencils A5

**93 207 74** Stencil, wild rose / 1 part, DIN A 5 SQ: 5 pc

**93 207 75** Stencil, baboon / 1 part, DIN A 5 SQ: 5 pc

**93 207 76** Stencil, monkey / 1 part, DIN A 5 SQ: 5 pc

**93 207 77** Stencil, macaque / 1 part, DIN A 5 SQ: 5 pc

**93 207 78** Stencil, filigree / 1 part, DIN A 5 SQ: 5 pc


**93 207 79** Stencil, circles / 1 part, DIN A 5 SQ: 5 pc

**93 207 80** Stencil, music notes / 1 part, DIN A 5 SQ: 5 pc

**93 207 81** Stencil, numbers / 1 part, DIN A 5 SQ: 5 pc








Stencils A4

93 209 01	Stencil, salamander / 2 parts, DIN A 4		SQ: 5 pc
93 209 02	Stencil, butterflies / 4 parts, DIN A 4		SQ: 5 pc



Stencils A4

93 209 05	Stencil, blossoms / 1 part, DIN A 4		SQ: 5 pc
93 209 06	Stencil, flower garland / 3 parts, DIN A 4		SQ: 5 pc



Stencils A4


93 209 03	Stencil, butterflies / 5 parts, DIN A 4		SQ: 5 pc
93 209 04	Stencil, hearts / 3 parts, DIN A 4		SQ: 5 pc










#### Stencils A4

**93 209 07** Stencil, ornament / 3 parts, DIN A 4  SQ: 5 pc

**93 209 08** Stencil, mandala / 3 parts, DIN A 4  SQ: 5 pc

#### Stencils A4


**93 209 11** Stencil, sailing ship / 1 part, DIN A 4  SQ: 5 pc

**93 209 12** Stencil, pirate / 4 parts, DIN A 4  SQ: 5 pc



#### Stencils A4

**93 209 09** Stencil, borders / 5 parts, DIN A 4  SQ: 5 pc

**93 209 10** Stencil, borders / 8 parts, DIN A 4  SQ: 5 pc







Stencils A4			
93 209 13	Stencil, letters+numbers / 73 parts, DIN A 4		SQ: 5 pc
93 209 14	Stencil, elephant / 1 part, DIN A 4		SQ: 5 pc



Stencils A4			
93 209 17	Stencil, lily / 1 part, DIN A 4		SQ: 5 pc
93 209 18	Stencil, blossoms / 1 part, DIN A 4		SQ: 5 pc



Stencils A4			
93 209 15	Stencil, blossomheart / 1 part, DIN A 4		SQ: 5 pc
93 209 16	Stencil, blossoms / 1 part, DIN A 4		SQ: 5 pc







19



20



23



24

### Stencils A4

**93 209 19** Stencil, coffee and tea / 8 parts, SQ: 5 pc  
DIN A 4

**93 209 20** Stencil, cutlery / 5 parts, DIN A 4 SQ: 5 pc

### Stencils A4

**93 209 23** Stencil, roses with butterflies/3 parts, DIN A 4 SQ: 5 pc

**93 209 24** Stencil, blossoms and leaves / 1 part, DIN A 4 SQ: 5 pc



21



22

### Stencils A4

**93 209 21** Stencil, blossom with butterfly/1 part, DIN A 4 SQ: 5 pc

**93 209 22** Stencil, leopard / 1 part, DIN A 4 SQ: 5 pc







Stencils A4

93 209 25	Stencil, blossoms / 2 parts, DIN A 4		SQ: 5 pc
93 209 26	Stencil, cherryblossom / 1 part, DIN A 4		SQ: 5 pc




Stencils A4

93 209 29	Stencil, vintage / 12 parts, DIN A 4		SQ: 5 pc
93 209 30	Stencil, vintage / 10 parts, DIN A 4		SQ: 5 pc



Stencils A4

93 209 27	Stencil, skull / 1 part, DIN A 4		SQ: 5 pc
93 209 28	Stencil, angelwings / 1 part, DIN A 4		SQ: 5 pc



Stencils A4

93 209 31	Stencil, vintage / 17 parts, DIN A 4		SQ: 5 pc
93 209 32	Stencil, blossoms with birds / 1 part, DIN A 4		SQ: 5 pc




**Stencils A4**

**93 209 33** Stencil, butterfly / 1 part, DIN A 4  SQ: 5 pc


**93 209 34** Stencil, leaves / 1 part, DIN A 4  SQ: 5 pc


**Stencils A4**

**93 209 37** Stencil, blossoms / 1 part, DIN A 4  SQ: 5 pc

**93 209 38** Stencil, blossoms / 1 part, DIN A 4  SQ: 5 pc

**Stencils A4**

**93 209 35** Stencil, blossoms / 1 part, DIN A 4  SQ: 5 pc


**93 209 36** Stencil, points and leaves / 1 part, DIN A 4  SQ: 5 pc








Stencils A4			
93 209 39	Stencil, letters and hearts / 27 parts, DIN A 4		SQ: 5 pc
93 209 40	Stencil, blossoms / 1 part, DIN A 4		SQ: 5 pc



Stencils A4			
93 209 41	Stencil, doves / 1 part, DIN A 4		SQ: 5 pc
93 209 42	Stencil, hearts / 1 part, DIN A 4		SQ: 5 pc
93 209 43	Stencil, wild rose / 1 part, DIN A 4		SQ: 5 pc
93 209 44	Stencil, flowers / 1 part, DIN A 4		SQ: 5 pc
93 209 45	Stencil, garland / 1 part, DIN A 4		SQ: 5 pc
93 209 46	Stencil, ornament / 1 part, DIN A 4		SQ: 5 pc





01 / white



02 / mother-of-pearl



04 / skin-coloured



07 / yellow



14 / orange



28 / red



43 / violet



48 / light blue



50 / blue



61 / light green



68 / green



77 / brown



89 / black



91 / silver



95 / gold

## Candlepaint

93 175 .. Candlepaint, 50 ml

SQ: 5 pc

### Candlepaint:

Water-based liquid wax for decorating, embellishing and painting of candles and wax sheets.

### Instructions:

Cut off or pierce plastic nozzle and apply directly from the bottle. For fine lines and contours put on a painting nozzle. (art. no. 9944503 – 9944509). Allow to dry according to the thickness of the colour application approx. 30 – 120 minutes – maybe longer. The colour can be applied with a paintbrush by the addition of Candlepaintthinner. Mix the required amount of Candlepaint and thinner on a painting palette and use immediately. Candlepaint colours are intermixable. After use – close bottles with the white cap and clean paintbrush and painting nozzle with warm water and washing-up liquid.



## Candlepaint table display

93 175 98 Candlepaint table display, b 36 t  
39 h 39 cm, 80 x 50 ml

SQ: 1 pc

### Content:

Candlepaint 93 175 .. – 5 bottles each  
01/02/04/07/14/28/48/50/61/68/77/89  
Candlepaint 93 175 91/95 – 10 bottles each  
50 brochures

## Candlepaint thinner

93 176 00 Candlepaint thinner, 50 ml

SQ: 5 pc




MADE IN  
GERMANY



# Sunshine Windowcolor

efco



00 / colourless



01 / white



07 / sunny yellow



14 / orange



26 / fiery red



29 / wine red



48 / light blue




50 / royal blue



61 / light green




67 / grass-green



76 / light brown



84 / anthracite



86 / grey



89 / black

## Sunshine Windowcolor

93 800 .. Sunshine, 50 ml

SQ: 5 pc



black

## Sunshine Windowcolor contour

93 802 89 Sunshine contour, 50 ml

SQ: 5 pc



91 / silver



95 / gold

## Sunshine Windowcolor glitter

93 801 .. Sunshine glitter, 50 ml

SQ: 5 pc



## Paint foils

93 815 01 Paint foil, 200 x 300 x 0,3 mm

SQ: 10 pc

93 815 02 Paint foil, 445 x 300 x 0,3 mm

SQ: 10 pc

93 815 03 Paint foil, 445 x 600 x 0,3 mm

SQ: 10 pc



## Sunshine table display

93 803 89 Sunshine table display, b 36 t 39 h  
39 cm, 80 x 50 ml

SQ: 1 pc



### Content:

Sunshine 93 800 .. – 5 bottles each  
00/01/04/06/07/08/14/26/49/50/61/67/68/76/86  
5 bottles Sunshine contour 93 802 89  
50 brochures






## Decoupaste

<b>93 161 01</b>	Decoupaste, fine, 350 g	 SQ: 6 pc
<b>93 161 02</b>	Decoupaste, fine, 1,4 kg	SQ: 1 pc
<b>93 162 01</b>	Decoupaste, coarse, 350 g	 SQ: 6 pc
<b>93 162 02</b>	Decoupaste, coarse, 1,4 kg	SQ: 1 pc

Provides a coloured, relief style effect on all surfaces, waterbased, weather-proof, also suitable for outdoors.

### Instructions:



Apply Decoupaste with a brush, spatula (93 163 04 ) or toothed spatula (93 163 06 ) onto the desired surface. For further effects sprinkle glitter, Colour sand, Deko-Balls or Deko-Ice onto the paste while still moist and leave to dry. Clean working tools in water immediately after use.



04

06

## Aluminium spatula / Effect spatula

<b>93 163 04</b>	Aluminium spatula, 105 mm, 4 pcs.	 SQ: 5 bag
<b>93 163 06</b>	Effect spatula, 60 x 70 mm, 2 pcs.	 SQ: 5 bag





21 / to be coloured



22 / to be coloured

## Reliefpaste light

93 162 21 Reliefpaste light, 260 g

SQ: 6 pc

93 162 22 Reliefpaste light, 1,1 kg

SQ: 2 pc

**For a textured effect on most surfaces. Suitable for indoor and outdoor use and can be coloured with Efco paints. Waterbased.**

### Instructions:

Colour Reliefpaste light with different Efco colours, for instance Decoupaint, Cristallipaint, Glasspaint etc. Take the required quantity of Reliefpaste out of the pot and mix colour (max. 10 %) with an aluminium spatula (art. no. 93 163 04). Apply the coloured paste to the desired surface with a paintbrush, aluminium spatula or effect spatula (art. no. 93 163 06). Store any remaining paste in a well-sealed container. Clean utensils with water immediately after use.



## Table display Reliefpaste light

93 162 99 Table display Reliefpaste light, b 36  
t 39 h 39 cm, 24 x 260 g

SQ: 1 pc

### Content:

24 pcs. Reliefpaste light 93 162 21  
50 brochures





### Deko-Snow/Snow-Liner table display

**93 160 08** Deko-Snow/Snow-Liner display, small, b 36 t 21 h 36 cm, 32 bottles/containers assorted

SQ: 1 pc

### Content:

Snow-Liner 93 160 00/01, 10 pcs. each  
Deko-Snow 93 160 02/03, 6 pcs. each



00

10

### Snow-Liner / Snow colour

**93 160 00** Snow-Liner, with glimmer, 50 ml SQ: 5 pc

**93 160 01** Snow-Liner, with glimmer, 100 ml SQ: 5 pc

**93 160 10** Snow colour, 100 ml SQ: 4 pc



### Deko-Snow

**93 160 02** Deko-Snow, with glimmer, 150 g SQ: 6 pc

**93 160 03** Deko-Snow, with glimmer, 270 g SQ: 6 pc

### Snow-Liner

with glimmer effect water-based, solvent free, weather resistant. For lines, contours and relief effects. For use on cardboard, wood, metal, glass, plastic, etc.

### Instructions:

Only apply to dust and grease free surfaces. Cut off plastic nozzle approx 5 mm from the top and apply directly from the bottle. Drying time approx 12 hours. Clean tools with water immediately after use.

### Snow paint:

for decorating glass, wood, metal, plastic, polystyrene etc. Water-based.

### Instructions:

Stir well before use and apply onto the desired surface with a brush. Sprinkle with EFCO pearly glimmer onto the paint while still damp to obtain a wonderful glittery effect.


### Deko-Snow:

For structures and relief effects on all surfaces, water-based, weatherproof. Ideal for Christmas time, but can also be used for winter models and of course all the year round.

### Instructions:

Apply Deko-Snow with a brush, aluminium spatula (art. no.: 93 163 04) or effect spatula (art. no.: 93 163 06) to the desired surface and leave to dry. Clean tools with water immediately after use.






frost

## Frost Art satin paint

**93 200 00** Frost Art satin paint, 50 ml

 SQ: 5 pc

### Satin finish waterbased colour:

Frost Art is ideal for many different decorative techniques. Frost Art can be stencilled, applied with a brush or sponge – use with a turntable for many super effects.




colourless transparent




colourless transparent

## 3-D paint

**93 148 10** 3-D paint, 50 ml

 SQ: 5 pc

**93 149 10** 3-D paint, 100 ml

 SQ: 5 pc

### Instructions:

Apply the 3-D varnish directly from the bottle on the desired surface. 3-D effect can be used for contours, fonts, napkin motives etc. Drying time varies according to thickness of application – 12 to 24 hours.




**Sock-Stop table display**

**95 808 99** Sock-Stop table display, b 36 t 39  
h 39 cm, 60 x 100 ml

SQ: 1 pc

**Content:**

Display with header  
95 808 02/89, 30 pcs. each  
50 brochures  
1 poster



02 / cream



14 / orange



29 / bordeaux



32 / light pink



43 / mauve



45 / turquoise



46 / light blue



47 / blue



67 / green



77 / brown



86 / grey



89 / black

**Sock-Stop**

**95 808 ..** Sock-Stop, 100 ml



SQ: 5 pc

Cut card to the right size and insert in the socks. Apply Sock-Stop on the outside and leave to dry. Repeat process 1-2 times. Completely dry after approx. 10-12 hrs.

Washable 40° C (do not tumble dry). Wash out tools with water after use.







#### Sock-Stop table display

**95 808 98** Sock-Stop table display, b 36 t 39  
h 39 cm, 70 x 100 ml

SQ: 1 pc

#### Content:

Display with header  
95 808 02/29/32/46/47/77/89, 10 pcs. each  
50 brochures  
1 poster



#### Sock-Stop table display

**95 808 96** Sock-Stop table display, small, b 36  
t 21 h 36 cm, 35 x 100 ml

SQ: 1 pc

#### Content:

Display with header  
95 808 02/14/43/45/67/86/89, 5 pcs. each  
50 brochures  
1 poster



D: Wolle finden Sie im Kapitel „Textil“.  
F: Vous trouverez la laine dans le chapitre „Textile“.  
GB: See „Textiles“ for wool.  
IT: Lana vedi capitolo tessuto.





89 100 98

## Brochure

89 100 98 Brochure, Sock-Stop, A 5

SQ: 50 pc



89 302 37

## Poster

89 302 37 Poster, Sock Stop, 420 x 594 mm  
DIN-A-2

SQ: 1 pc



## Sock-Stop table display

95 808 97 Sock-Stop table display, small, b 36  
t 21 h 36 cm, 35 x 100 ml

SQ: 1 pc

### Content:

Display with header



95 808 02/29/32/46/47/77/89, 5 pcs. each

50 brochures

1 poster







## Glimmerpaint

93 195 .. Glimmerpaint, 50 ml

SQ: 5 pc

### Water-based universal paint colour with glitter effect:

For use on textiles (washable to 40°C), wood, metal, glass, plastic, ceramics, stone etc.. Suitable for exterior use.

### Instructions:

Cut off / pierce plastic nozzle and apply directly from the bottle. For fine lines or contours attach a painting nozzle. Drying time approx. 6 hours. Apply only to clean, grease free surfaces. Before painting textiles, cotton fabrics or mixed fabrics (max. 20% of man made fibre) – wash out any finishing products. Press the painting nozzle into the material. When dry (6 hours approx), iron inside out at cotton temperature for approx. 3 minutes. Ensure you protect the iron with a piece of cloth. Washable to 40°C. Iron on wrong side of material.



D: Kork finden Sie im Kapitel „Basic“.  
F: Vous trouverez les produits de liège dans le chapitre „Les basiques“.  
GB: See „Basic“ for Cork.  
IT: Sughero vedi capitolo articoli standard.

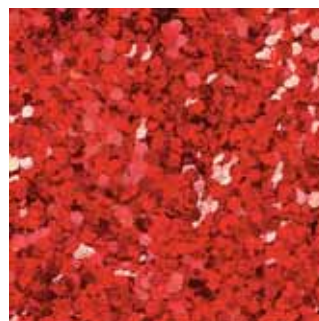






Brillant Glitter can be used anywhere. Thanks to its special coating it can be used with all types of adhesives. You can combine Brilliant Glitter with paint (provided it is still wet) or with Dekofix decorative adhesive or decorative tape. Just scatter it on, leave it to dry and you're done. For example in next to no time you can create decorative baubles and sparkling frames for fabulous photos. Brilliant Glitter comes in a wide variety of colours and is available in the following types: fine, holo and fiber.

An additional shaker cap makes it easy to apply Brilliant Glitter finely for a really precise finish.



28 / red



01 / mother-of-pearl



47 / blue




48 / marine



67 / green



91 / silver



95 / gold

### Brillant Glitter holo

91 131 .. Brillant Glitter holo, 9 g

⊙ SQ: 4 cup

### NB:

91 131 01 mother-of-pearl is available in 8g only!




### Sieve tops

99 401 55 Sieve tops, for Brilliant Glitter fine, ø 39 mm, 2 pcs.

⚡ SQ: 5 bag

99 401 56 Sieve tops, for Brilliant Glitter fine, ø 39 mm

SQ: 10 pc



28 / red



29 / burgundy



35 / bright pink



45 / turquoise



47 / blue



48 / marine



67 / green



76 / brown



89 / black



91 / silver



92 / light copper



93 / copper



95 / gold



96 / old gold

### Brillant Glitter fine

91 130 .. Brillant Glitter fine, 12 g

⊙ SQ: 4 cup





28 / red



35 / bright pink




43 / mauve



47 / middle blue



91 / silver



95 / gold

## Shimmer

91 100 .. Shimmer, 3 g

⊙ SQ: 5 pc



00 / multicolour



01 / mother-of-pearl



07 / yellow



28 / red



35 / bright pink



43 / mauve



45 / turquoise



48 / marine



67 / green




79 / copper



89 / black magic



91 / silver



95 / gold

## Shimmer extrefine

91 101 .. Shimmer extrafine, 3 g

⊙ SQ: 5 pc



## Shimmer table display

91 101 99 Shimmer table display, b 36 t 39 h 39 cm, 20 colours a 10 pcs. ⊙ SQ: 1 pc

### Content:

Holographic shimmer 91 112 01/91/95 – 10 pcs. each

Shimmer ultrafine 91 099 07/28/35/46 – 10 pcs. each

Shimmer extrafine 91 101 ..

00/01/07/28/35/43/45/48/67/79/89/91/95 – 10 pcs. each





97 / multicolour assorted



98 / multicolour assorted

## Shimmerset extra fine

**91 101 97** Shimmerset extrafine, No. 1, 6 x 3 g SQ: 1 pc

**91 101 98** Shimmerset extrafine, No. 2, 6 x 3 g SQ: 1 pc

### Content 91 101 97:

91 101 07/28/43/67/79/91, 1 each  
2 sieve tops

### Content 91 101 98:

91 101 00/01/35/48/89/95, 1 each  
2 sieve tops




07 / yellow pastel



28 / red pastel



35 / bright pink pastel



43 / violet pastel



46 / blue pastel



67 / green pastel

## Shimmer ultrafine

**91 099 ..** Shimmer ultra-fine, 3 g SQ: 5 pc



## Sieve tops

**91 103 03** Sieve top f.small shimmer glas, 3 pcs. SQ: 5 bag



01 / mother-of-pearl



91 / silver



95 / gold

## Holographic shimmer

**91 112 01** Holographic shimmer, 2,5 g SQ: 5 pc

**91 112 91** Holographic shimmer, 3 g SQ: 5 pc

**91 112 95** Holographic shimmer, 3 g SQ: 5 pc

**91 113 01** Holographic shimmer, 6 g SQ: 5 pc

**91 113 91** Holographic shimmer, 7 g SQ: 5 pc

**91 113 95** Holographic shimmer, 7 g SQ: 5 pc



## Mother of pearl sheen

**91 102 01** Mother of pearl sheen, in pieces, 6 g SQ: 6 pc



79 / copper



91 / silver



95 / gold

## Aluminium shimmer


**91 115 ..** Aluminium shimmer, 30 g SQ: 6 pc





#### Dekofix deco-glue

**91 211 05** Dekofix deco-glue, 50 ml / 50 g  SQ: 5 pc

**91 211 10** Dekofix deco-glue, 100 ml / 100 g  SQ: 5 pc

**91 211 12** Dekofix deco-glue, 1000 ml / 1000 g SQ: 2 pc

#### Dekofix:

Water-based Deco Adhesive, weather resistant

For Flimmer, Deko-Ice, glass balls/pellets etc. Milky during application; once dried it is transparent. For the decoration and patterning of various surfaces such as cardboard, polystyrene, wood, metal, glass, ceramics etc. Please find instructions on the back of label.

#### Instructions:

Cut off or pierce synthetic nozzle and apply directly from the bottle. For thin lines and outlines use painting nozzle. Dekofix may also be applied with a soft brush onto surfaces. After adhesive has been applied sprinkle on decoration material immediately and allow to dry. Suitable for Deko Ice, Aluminium Flimmer, Flimmer (fine and rough), Hologram Flimmer, glass pellets, etc. Allow to dry for approx. 1 hour depending on thickness of layers. Only apply to clean and grease-free surfaces. Clean all utensils with soap and water.



00 / crystal



00 / crystal

#### Deko-Ice

**91 117 00** Deko-Ice, 30 ml SQ: 6 pc

**91 118 00** Deko-Ice, 155 ml SQ: 2 pc







01 / colourless glossy



02 / colourless mat



03 / colourless satin mat

## Hobby paint spray

19 650 .. Varnishing spray, 300 ml

SQ: 12 pc



colourless assorted

## Hobby paint spray

19 650 00 Varnishing spray, 12 containers with 300 ml

SQ: 1 Set

### Content:

5x 19 650 01, 3x 19 650 02, 4x 19 650 03



91 / silver



95 / gold

## Hobby paint spray

19 651 .. Silver paint spray, suitable for polystyrene, 150 ml

SQ: 10 pc



01 / mother-of-pearl



28 / red



35 / bright pink



43 / violet



45 / turquoise



48 / blue



67 / green



79 / copper



91 / silver



95 / gold

## Dekoglitter

91 110 .. Dekoglitter, 15 g

SQ: 6 pc

### Attention:

91 110 01 contains 15g

91 110 02/03 contain 10g

91 110 28/35/43/45/48/67/79/91/95 contain 20g





## Magnetic-Paint

93 147 20 Magnetic-Paint, 200 ml

SQ: 2 pc

93 147 50 Magnetic-Paint, 500 ml

SQ: 1 pc

**Magnetic-Paint – the magnetic board out of a tin!** This magnetic paint is water-based and solvent free. Magnets stick directly to the painted surface. Easy to use with no conducting effect. Perfect for home, office or hobby use, it may be applied to wood, MDF, plastic (PVC), wallpaper, cardboard etc.

### Instructions:

The surface must be as smooth, dry, and free of grease and dust as possible. Stir Magnetic-Paint well before use, do not thin down or mix. Apply a thick layer with a flat brush 2-3 times depending on the desired magnetic force. Drying time between applying the individual layers approx. 2 hours. The drying time can be reduced by using a hairdryer. For colouring effects apply acrylic paint (Decoupaint-Universal paint). Final drying time approx. 12 hours. Clean tools after use with water and soap. Magnetic-Paint can be applied to different surfaces such as PappArt, wood, MDF, stretched canvas frames and plastic (PVC), wallpaper, etc. Magnetic-Paint is grey in colour and can be coloured with acrylic paint (e.g. Decoupaint) after drying. We recommend magnets art. no. 10 560..



50 / cobalt-blue



68 / dark green



89 / black

## Blackboard paint


93 143 .. Blackboard paint, 200 ml

SQ: 2 pc

93 144 .. Blackboard paint, 100 ml

SQ: 4 pc

Water-based, non-fading. For use on cardboard, wood, metal, plastics, smooth wallpaper etc.







white

## Whiteboard foil

**10 000 43** Whiteboard foil, self-adhesive, 42 x 30 cm / ~ DIN A3 SQ: 3 pc



## Paint foils

**10 561 30** Magnet foil, self-adhesive, 1,8 x 400 cm x 0,3 mm, 1 pc. SQ: 5 bag



black

## Blackboard foil

**10 000 42** Blackboard foil, self-adhesive, 42 x 30 cm / ~ DIN A3 SQ: 3 pc



## Magnets

**10 560 13** Magnets, round, ø 12,5 mm, 12 pcs. SQ: 12 bag

**10 560 14** Magnets, round, ø 14 mm SQ: 500 pc

**10 560 15** Magnets, round, ø 14 mm, 12 pcs. SQ: 12 bag

**10 560 18** Magnets, round, ø 18 mm, 12 pcs. SQ: 12 bag

**10 560 20** Magnets, round, ø 20 mm SQ: 500 pc

**10 560 21** Magnets, round, ø 20 mm, 8 pcs. SQ: 12 bag



## Paint foils

**10 561 15** Magnet foil, self-adhesive, 102 x 153 x 1,5 mm, 1 pc. SQ: 5 bag

**10 561 17** Magnet foil, self-adhesive, 148 x 210 x 1,5 mm / Din A5, 1 pc. SQ: 5 bag

**10 561 18** Magnet foil, self-adhesive, 210 x 297 x 1,5 mm / Din A4, 1 pc. SQ: 5 bag



11


12

## Magnets

**10 560 11** Magnets, extra strong, ø 10 mm, 12 pcs. SQ: 5 bag

**10 560 12** Magnets, extra strong, ø 10 mm SQ: 100 pc





91 / silver







93 / copper




95 / gold

Design-Metall


94 110 ..	Design-Metall, 5 pcs.	 SQ: 5 pc
94 120 ..	Design-Metall, 25 pcs.	 SQ: 1 pc
94 125 ..	Design-Metall, 10 pcs.	 SQ: 1 pc



28 / red / gold annealed



48 / blue / gold annealed




67 / green / gold annealed



89 / black / gold annealed

Design-Metall

94 111 ..	Design-Metall, 3 pcs.	 SQ: 5 pc
-----------	-----------------------	--







22 carat



## Real gold-leaf

**99 460 10** Pure gold-leaf, for decorating food, 80 x 80 mm, 10 sheets

SQ: 1 pc



23 carat



## Real gold flakes

**99 460 08** Real gold flakes with dredger, for decorating food, 100 mg

SQ: 1 Set



91 / silver



93 / copper



95 / gold



99 / annealed

## Design metal flakes

**94 112 ..** Design-Metall Flakes, 7 pcs.

SQ: 3 pc



## Real silver-leaf

**99 460 12** Pure silver-leaf, for decorating food, 95 x 95 mm, 10 sheets

SQ: 1 pc



## Real silver foil

**99 460 11** Pure silver-leaf, for decorating food, 95 x 95 mm, 25 sheets

SQ: 1 pc





Polishing cloth

94 103 17 Polishing cloth, 17 x 20 cm  SQ: 5 pc



220


020

Protective varnish / Application milk

94 102 20	Protective varnish, 20 ml	SQ: 6 pc
94 100 20	Application milk, thin, 20 ml / 20 g	SQ: 6 pc
94 100 50	Application milk, thin, 50 ml / 50 g	SQ: 4 pc
94 101 25	Application milk, thick, 25 ml / 25 g	SQ: 6 pc



Designfix foil glue

93 735 05 Designfix foil glue, for metallic foil, 50 ml / 50 g  SQ: 5 pc

Designfix:

Solvent-free glue for metallic foils. For use on cardboard, polystyrene, wood, metal, glass, plastic, ceramics, stone etc. Apply Designfix directly from the bottle onto the desired surface. When it is dry, lay the light coloured reverse side of the metallic foil onto the glue, press on well using your fingers and peel the foil off again. The coloured side of the metallic foil is now on the foil glue.



28 / red



47 / blue



67 / green



79 / copper



84 / anthracite



91 / silver



95 / gold

Metallic foil

93 730 .. Metallic foil, 200 x 300 mm, 1 pc.  SQ: 5 pc

For decoration, embellishment, contours and script. May be used on cardboard, polystyrene, wood, metal, glass, plastic, ceramics, stone, textiles etc.



**Artdeco hardener****95 850 20** Artdeco hardener, 200 ml

SQ: 4 pc

**95 850 50** Artdeco hardener, 500 ml

SQ: 3 pc

**This water-based hardener gives a good shape and stability.** ARTDECO is suitable for use with various materials like fabric, leather, paper, silk etc. and used for the creation of decorative objects etc.

**Instruction:**

Thoroughly moisten desired material with ARTDECO either using a paintbrush and applying paste to both sides

of fabric or by totally immersing in the paste. Now you may form your shape. Drying time according to the strength and size of the material approx. 1 – 2 days at room temperature, approx. 10 minutes in the preheated oven with 110°C or with the hairdryer. After drying your sculptures may be decorated with colour, e.g. with Decoupage – universal paint colour, glimmerpaint, metallic paint and many more. Clean working tools and hands with water.

**White craft glue****95 865 05** White craft glue, 50 ml / 50 g

SQ: 5 pc

**95 865 10** White craft glue, 100 ml / 100 g

SQ: 5 pc

**95 865 20** White craft glue, 200 ml / 200 g

SQ: 4 pc

**95 865 50** White craft glue, 500 ml / 500 g

SQ: 3 pc

**95 865 60** White craft glue, 1.000 ml / 1.000 g

SQ: 2 pc

**White craft glue table display**

**95 865 99** White craft glue table display, small, b 36 t 21 h 36 cm, 28 bottles assorted

SQ: 1 pc

**Content:**

15 pcs. White craft glue 95 865 10  
10 pcs. White craft glue 95 865 20  
3 pcs. White craft glue 95 865 50







**Water-based, solvent-free. Suitable for cardboard, paper, wood, felt, material, polystyrene etc. Milky when applied, transparent after drying.**

**Instructions:**

The surface must be clean, dry and free of grease. Cut off plastic nozzle or pierce and apply thinly and evenly from the bottle. The craft glue can also be applied onto larger areas with a soft brush. After applying the glue, lay on the desired materials and press on. Clean tools with water and soap immediately after use.






Transparent craft glue			
95 862 05	Transparent craft glue, 50 ml / 50 g		SQ: 5 pc
95 862 10	Transparent craft glue, 100 ml / 100 g		SQ: 5 pc
95 862 20	Transparent craft glue, 200 ml / 200 g		SQ: 4 pc
95 862 50	Transparent craft glue, 500 ml / 500 g		SQ: 3 pc
95 862 60	Transparent craft glue, 1.000 ml / 1.000 g		SQ: 2 pc
95 862 70	Transparent craft glue, 5.000 ml / 5.000 g		SQ: 1 pc



01



05

Kid's glue Glue for children			
95 860 01	Kid's glue, Glue for children, 155 ml / 155 g		SQ: 6 pc
95 860 05	Kid's glue, Glue for children, 1.000 ml / 1.000 g		SQ: 2 pc

On the base of natural raw materials. For a very easy and clean sticking together of paper, cardboard, cork, wood, felt, textiles and leather.

**Instructions:**  
Take only the required amount from the box. Apply with the finger or bristle brush on the desired subsoil and add the parts. It dries to a transparent film. After using – working tools, hands and textiles can be cleaned with soap and warm water. Glue contains: modified starch, water and sugar.



Transparent craft glue			
95 862 99	Transp craft glue tabledisplay, small, b 36 t 21 h 36 cm, 28 bottles assorted		SQ: 1 pc

**Content:**  
15 pcs. Transparent craft glue 95 862 10  
10 pcs. Transparent craft glue 95 862 20  
3 pcs. Transparent craft glue 95 862 50





## Tex-Fix glue for jewellery stones

**91 213 05** Tex-Fix jewellery glue, 50 ml / 50 g

SQ: 5 pc

**Glue for decorative stones, felt and materials such as textiles etc.. Water-based, dries transparent. Fix by ironing, 30° C delicate wash.**

### Instructions:

Only use glue on washed textiles (without softener). Cut off 1 mm of the plastic nozzle and apply TEX-Fix to the textile. Lay decorative stones, felt flowers etc. onto the glue while still moist and press on lightly. The glue becomes transparent after drying (approx. 6 – 12 hrs.). After drying, lay on ironing paper and fix on (iron) on level 2 – 3 under pressure for approx. 60 secs. Clean tools with water after use. Delicate wash 30° C, wash and iron inside out.



## Efcifix Glue for cords and ribbons

**93 145 05** Glue for cords and ribbons, 50 ml / 50 g

SQ: 5 pc

**93 145 10** Glue for cords and ribbons, 100 ml / 100 g

SQ: 5 pc

Suitable for different surfaces like glass, plastic, polystyrene, wood, etc.

### Instructions:

Using a brush, apply EFCOFIX on the desired surface and let it dry for about 15 minutes.

Strings and tapes stick immediately but can be removed and rearranged.

The Glue does not lose any its adhesive force and the brush is easily cleaned using warm water and soap.



## Craft paste

**95 867 01** Craft paste, 150 g

SQ: 6 cup

Ideal for gluing paper, card etc. Can also be used as a binder for making papiermaché. Solvent free, dries clear and is water soluble.

### Directions:

Stir the contents of the container lukewarm water, about 3-5 litres according to the consistency required. Leave to stand for 30 minutes. Stir well and the glue is then ready for use. Any remaining adhesive can be kept in an airtight container.



25



50

## Bookbinding glue

**95 815 25** Bookbinding glue, 250 g

SQ: 1 pc

**95 815 50** Bookbinding glue, 500 g

SQ: 1 pc

Traditional Bookbinder's Glue for paper, cardboard, wood, leather etc. Mix together 25 parts glue with 75 parts cold water and leave to thicken for approximately 2 hours. Pour into bain marie and heat to 50-60 degrees, stir and leave to melt. The glue is now ready for use.





## Decoupage-Set

**93 150 99** Decoupage-Set, 1 x glue, 1 x varnish, 2 x 100 ml

SQ: 4 pc



03 / matt

04 / glossy

## Clear varnish

**93 169 03** Clear varnish, 50 ml

SQ: 5 pc

**93 169 04** Clear varnish, 50 ml

SQ: 5 pc

All-purpose water-based protective varnish. Weather and light resistant. For use on all painted and unpainted dry surfaces.



10

20

## Decoupage glue

**93 150 10** Decoupage glue, 100 ml / 100 g

SQ: 4 pc

**93 150 20** Decoupage glue, 200 ml / 200 g

SQ: 4 pc



05

06

## Decoupage paint

**93 150 05** Decoupage paint, 50 ml

SQ: 5 pc

**93 150 06** Decoupage paint, 100 ml

SQ: 4 pc

## Porcelain transfer medium

**93 154 05** Porcelain transfer medium, 50 ml

SQ: 5 pc

### Instructions:

Apply a thin coat of porcelain medium to desired surface. Lay down first printed layer of cut-out napkin. Apply thin layer of porcelain medium with soft paintbrush over motif and smooth out any air bubbles. Allow to dry 1 hour. Bake in oven at 150 degrees celcius. Wash carefully by hand.





matt

## Decoupage compact medium

**93 152 10** Decoupage compact medium, 100 ml / 100 g

SQ: 5 pc



## Candle undercoat

**93 169 01** Candle undercoat, 50 ml

SQ: 5 pc

### Instructions:

Gently clean candle with a soft cloth. Apply candle primer with a paintbrush and leave to dry. Apply Decoupaint, if desired. The colours can be applied directly on the undercoated candle. No mixing of colour and primer is necessary. The finished candles can also be decorated using the decoupage napkin technique.



## Decoupage fabric medium

**93 151 05** Decoupage fabric medium, 50 ml / 50 g

SQ: 5 pc

**93 151 10** Decoupage fabric medium, 100 ml / 100 g

SQ: 5 pc



## Candle varnish

**93 169 02** Candle varnish, 50 ml

SQ: 5 pc

### Instructions:

Decorate candle as desired. Once dry, apply candle varnish with paintbrush and allow to dry. Varnish will give candles a professional finish. Clean paintbrushes with water and soap.

## Craquelure paint

**93 150 03** Craquelure paint, 50 ml

SQ: 5 pc

**93 150 04** Craquelure paint, 100 ml

SQ: 5 pc

### Instructions:

Using Decoupaint, apply undercoat to object and allow to dry. Surface colour will later appear through crackle-effect. Paint over a layer of crackling varnish and leave to dry 3-4 hours at room temperature. Speed up drying process using hair dryer. Blow dry approximately 5 minutes and allow to „air“ for a further 30 minutes. Once dry apply a thin even layer of Decoupaint in a contrasting colour. The crackle effect will begin as soon as the paint begins to dry. This effect is ideal for napkin decoupage techniques. N.B. Use a dark shade for undercoating and once varnish has dried, work with a bright colour to highlight the napkin motifs.





## Efcostone table display

**19 300 99** Efcostone table display, 14 colors  
each 4 x 50 ml


SQ: 1 pc

### Content:

Efcostone 19 300 01/06/07/16/28/29/48/56/65/67/75/84/86/89,  
4 bottles each



**01 /** crystal quartz



**06 /** aventurine



**07 /** yellow



**16 /** orange



**28 /** fiery red




**29 /** garnet



**48 /** lazuli-blue




**56 /** emerald



**65 /** moss-green



**67 /** jade-green




**75 /** terracotta



**84 /** Carrara quartz




**86 /** basalt



**89 /** lava



**91 /** silver



**95 /** gold

## Efcostone – Stonecolour

**19 300 ..** Efcostone, 50 ml

SQ: 4 pc

### Efcostone – stone colour:

Efcostone, an acrylic water-based colour, is suitable for all materials. Opaque, glittering, and, once dry, waterproof. Apply in two layers with a soft paintbrush. Do not dilute. Clean paintbrushes immediately with water.

# EFCOSTONE







901 / wicker white



427 / ivory white



429 / winter white



515 / vintage white




450 / parchment




614 / buttercream



420 / linen



903 / tapioca



431 / french vanilla



904 / lemonade



226 / lemon yellow



736 / schoolbus yellow



902 / taffy



905 / buttercup



432 / sunflower



735 / lemon custard



949 / skintone



229 / light flesh



627 / tangerine




633 / baby pink



684 / medium orange



225 / pumpkin



438 / ballet bright pink



412 / magenta



223 / bright baby pink



517 / light peony



437 / lipstick red



414 / cardinal red



932 / calico red



436 / engine red



958 / x-mas red



957 / burgundy



439 / purple lilac



516 / light lavender



410 / lavender



440 / violet pansy



636 / red violet



411 / purple



403 / navy blue



719 / blue ribbon



641 / brilliant blue



401 / true blue



404 / periwinkle



639 / french blue



442 / baby blue



402 / light blue



465 / sky blue



640 / light periwinkle



713 / coastal blue



961 / turquoise



526 / soft apple



922 / bayberry



954 / fresh foliage



408 / green



407 / kelly green



527 / forest moss

## Plaid® – FolkArt colours

60 00. .. FolkArt, 59 ml

○ SQ: 6 pc

## Plaid® – FolkArt colours

60 00. .. FolkArt, 59 ml

○ SQ: 6 pc






**Plaid® – FolkArt colours**  
60 00. .. FolkArt, 59 ml  SQ: 6 pc



**Plaid® – FolkArt colours**  
60 00. .. FolkArt, 59 ml  SQ: 6 pc


PLAID- Colours are frost-proof for all year round use. Even in Alaska and the Rocky Mountains!  
All PLAID-Colours are so produced that they survive three freeze and defrost cycles without slightest quality change!  
This means for you that these colours can be also delivered all year round easily, because an icy night during the transport will not effect them!  
This quality feature allows this product to remain available throughout the whole year.



82 / glossy



85 / satin

**Plaid® – FolkArt varnish**  
61 008 .. FolkArt Artist's varnish, outdoor, 59 ml  SQ: 6 pc

This first-class artist varnishes and sealants dry to a transparent finish and do not yellow. This varnishes are available in gloss, satin and matt.





656 / blue sapphire



658 / antique gold



659 / pearl white



660 / pure gold



661 / sequin black



662 / sterling silver



663 / solid bronze



664 / copper



665 / garnet red



666 / antique copper



667 / gunmetal



669 / periwinkle



670 / blue pearl



675 / champagne



676 / inca gold

## Plaid® – FolkArt colours

60 02. .. FolkArt metallics, 59 ml

⊙ SQ: 6 pc



824 / lipstick red



826 / lemonade



827 / schoolbus yellow




875 / true blue



878 / purple



879 / linen



987 / wicker white



988 / warm white



989 / licorice

## Plaid® – FolkArt colours

60 01. .. FolkArt, 236 ml

⊙ SQ: 3 pc



480 / titanium white



649 / warm white



918 / yellow light



455 / medium yellow



679 / turner's yellow



917 / yellow ochre



628 / pure orange



435 / naphthol crimson



689 / pure magenta



720 / cobalt-blue



484 / brilliant ultra-marine



459 / hauser green light



460 / hauser green medium



462 / burnt umber



476 / asphaltum



479 / pure black



758 / alizarin crimson



504 / van dyke brown



943 / burnt sienna



456 / true burgundy

## Plaid® – FolkArt Artist Pigments

64 00. .. FolkArt artist pigments, 59 ml

⊙ SQ: 6 pc



11 / down home brown



19 / apple butter brown

## Plaid® – FolkArt Mediums

61 008 .. FolkArt medium, antique, 59 ml

SQ: 6 pc

With this medium, a real antique look can be achieved. Apply a layer of anti-  
quing medium. Rub in lightly with a soft cloth. Start in the centre and work  
your way to the edge; in this way the edges become darker than the centre.  
Mistakes can be corrected with a damp cloth. The antiquing medium can be  
used as a basic layer on unvarnished wood. Lighter effects can be achieved  
by thinning down with water.





94



95



96

## Plaid® – FolkArt Mediums

<b>61 006 94</b>	FolkArt medium, crackle, 59 ml	SQ: 6 pc
<b>61 006 95</b>	FolkArt medium, crackle, 118 ml	SQ: 3 pc
<b>61 006 96</b>	FolkArt medium, crackle, 236 ml	SQ: 6 pc

The crackle medium gives objects an antique look, as if they have suffered under the ravages of time. This medium comes between two layers of paint. When the upper layer dries, the crackle effect appears. The thicker the layer of the medium, the deeper are the cracks which appear.



glossy

## Plaid® – FolkArt varnish

<b>61 008 61</b>	FolkArt varnish, outdoor, gloss, 236 ml	SQ: 3 pc
<b>61 008 64</b>	FolkArt varnish, outdoor, matt, 236 ml	SQ: 3 pc
<b>61 008 95</b>	FolkArt varnish, outdoor, gloss, 59 ml	SQ: 6 pc

These varnishes, with a polyurethane base achieve optimum varnishing for use outdoors. Available in gloss and matt.



## Plaid® – FolkArt Mediums

<b>61 008 68</b>	FolkArt medium, floating, 59 ml	SQ: 6 pc
------------------	---------------------------------	----------

Particularly suitable for mixed paints and shading. The floating medium brings depth into the projects. It is not as thin as water and thus prevents any running or dripping. It dries quickly.

**Tip:** Work with a large paint brush, apply the medium liberally to the paint-brush, first try out new colour shades (palette), work slowly and carefully.



## Plaid® – FolkArt Mediums

<b>61 008 67</b>	FolkArt medium, blending gel, 59 ml	SQ: 6 pc
------------------	-------------------------------------	----------

This medium makes the paint behave like oil paint, with the advantage that the drying time is extended, so that more time remains for mixing and toning. The paint retains its creamy consistency. The blending gel is also ideally suitable for treating untreated surfaces, since the paint is not absorbed immediately.



## Plaid® – FolkArt Mediums

<b>61 008 69</b>	FolkArt medium, glass and ceramics paint, 59 ml	SQ: 6 pc
------------------	---	----------

Glass and ceramic medium improves the durability of the paint on smooth surfaces. Only suitable for decorative purposes. The medium cannot be mixed with paint.

**Tip:** Cleanse the surface with methylated spirits. Apply the basic layer and leave to dry, then paint the object. For maximum durability on glass, apply a layer of medium after painting.





### Plaid® – FolkArt Mediums

**61 009 47** FolkArt medium, extender, 59 ml SQ: 6 pc

Mix with Folk Art Colour. The colour is more transparent and the drying time is extended. The extender can be also used as a stain and for marbling.



### Plaid® – FolkArt Mediums

**61 007 94** FolkArt medium, textile, 59 ml SQ: 6 pc

For use on textiles, use one part medium and two parts paint. You obtain a permanent, washable textile paint. When the object is finished, the paint has to be fixed from the reverse side by ironing.




01 / white



02 / white

### Plaid® – FolkArt display

**89 500 01** Plaid shelf, single, 59 x 36 x 14 cm, 13 shelves  SQ: 1 pc

**89 500 02** Plaid shelf, double, 59 x 36 x 27 cm, 2 x 13 shelves  SQ: 1 pc



clear

### Plaid® – Royal Coat Decoupage


**62 014 01** Royal Coat decoupage finish, acid free, 236 ml SQ: 3 pc

Stronger fix than Mod Podge. Especially good for collage and paper crafting. Dries clear. Clean with soap and water. Nontoxic and quick-drying. For use with paper and fabric.



opaque

### Plaid® – Picture This

**65 249 02** Picture This, to apply pictures to textiles, 236 ml  SQ: 1 pc

#### Plaid Picture This:

Transfer your photocopy onto the fabric. It's great fun and is very easy – can be used with colour or black and white copies.

#### Super ideas:

Picture This transfers copies of your favourite photos so that you can create unique articles of clothing or decorations for your home. Everyone will be pleased to get his or her own Picture This article: Mum, Dad, Grandma and Grandpa, babysitter, football clubs etc., club members and teachers too! Decorate T-shirts, presents, flags, cushions, tablecloths, aprons and other objects.


#### What you need:

Black and white or colour photocopies of photos, pictures or prints. Do not apply the substance to the original photo. Select an article of white clothing or a piece of white fabric for transferring.



glow in the dark

### Plaid® – Mod Podge

**62 126 54** Mod Podge, with foam paintbrush, 59 ml  SQ: 3 pc



# PIC TURE THIS

**efco**  
creative emotions

**D:** Zum Übertragen  
Ihrer Lieblingsbilder  
**auf Stoff**

**F:** Pour transférer  
vos photos préférées  
sur tissu

**GB:** To transfer your  
favourite photos  
**onto fabric**

65 249 02

**D:** Ungiftig, auf Wasser-  
basis, permanent haf-  
tend, leichte Anwendung,  
maschinenwaschbar

**F:** Non toxique, à base  
aqueuse, adhésion per-  
manente, facile d'emploi,  
lavable à la machine

**GB:** Non-toxic, water-  
based, permanent, easy  
application, machine  
washable







satin

## Plaid® – Mod Podge

**62 112 45** Mod Podge, Hard Coat, 236 ml SQ: 3 pc

Mod Podge® is quick-drying for multiple coat build up and dries clear. Can be sanded to a smooth finish. Cleans up easily while wet with soap and water. Certified AP non-toxic; waterbase.



## Plaid® – Mod Podge

**62 112 01** Mod Podge, gloss, 236 ml SQ: 3 pc

**62 112 02** Mod Podge, gloss, 473 ml SQ: 3 pc

**62 112 03** Mod Podge, gloss, 946 ml SQ: 3 pc

**62 112 05** Mod Podge, gloss, 118 ml SQ: 6 pc



301

217

## Plaid® – Mod Podge

**62 113 01** Mod Podge, matt, 236 ml SQ: 3 pc

**62 113 02** Mod Podge, matt, 473 ml SQ: 3 pc

**62 113 03** Mod Podge, matt, 946 ml SQ: 3 pc

**62 113 05** Mod Podge, matt, 118 ml SQ: 6 pc

**62 112 17** Mod Podge, sparkle, 59 ml SQ: 6 pc

Mod Podge® is quick-drying for multiple coat build up and dries clear. Can be sanded to a smooth finish. Cleans up easily while wet with soap and water. Certified AP non-toxic; waterbase.



34

38

## Plaid® – Mod Podge

**62 112 34** Paper Mod Podge, acid free, matt, 473 ml SQ: 3 pc

**62 112 35** Paper Mod Podge, acid free, matt, 118 ml SQ: 6 pc

**62 112 36** Paper Mod Podge, acid free, matt, 236 ml SQ: 3 pc

**62 112 38** Paper Mod Podge, acid free, gloss, 236 ml SQ: 3 pc

Mod Podge® Paper is an acid free formula. It is non-tacky and perfect for paper crafts. Still quick-drying for multiple coat build up, Mod Podge® Paper dries clear and holds tight. Cleans up easily while wet with soap and water. Certified AP non-toxic; waterbase.



matt

## Plaid® – Paper Mod Podge

**62 112 80** Paper Mod Podge, acid free, 59 ml SQ: 6 pc



## Plaid® – Mod Podge

**62 112 20** Mod Podge, outdoor finish / weatherproof, 236 ml SQ: 3 pc

This waterbase sealer, glue and finish lets you decoupage for the outdoors! Seals and protects wood, terra cotta, slate, tin and more. Dries fast & clear.





Plaid® – Mod Podge

62 112 07 Mod Podge, puzzle saver, 59 ml SQ: 3 pc

This set comprises a foambrush and a bottle of Mod Podge Puzzle Saver. A clear, glossy protective varnish for puzzles – dries in 15-20 minutes.



Plaid® – Mod Podge

62 112 15 Mod Podge, Dimensional Magic / 3 D sealer, 59 ml SQ: 6 pc

Apply to napkins to give a 3D high-shine finish. The end result takes on an enamelled appearance. Within minutes the napkin motifs take on a sculptured effect particularly if several coats are applied to emphasise certain details. Must be laid flat to dry. Dimensional Magic is also very well suited for outdoors.



assorted

Plaid® – Mod Podge

62 112 40 Mod Podge, starter set, 5 x 59 ml SQ: 1 Set



38



39

Plaid® – Mod Podge

62 151 38 Mod Podge, gloss, 59 ml SQ: 3 pc

62 151 39 Mod Podge, matt, 59 ml SQ: 3 pc



Plaid® – Mod Podge

62 249 10 Mod Podge, Pearl sealer, glue, finish, 236 ml SQ: 3 pc



matt

Plaid® – Mod Podge

62 249 11 Mod Podge, Chalk sealer, glue, finish, 236 ml SQ: 3 pc



transparent

Plaid® – Mod Podge

62 252 62 Mod Podge, Chalkboard finish, 236 ml SQ: 3 pc






86 / clear



87 / white

## Plaid® – Mod Podge

**62 248 ..** Mod Podge, Melts, ø 70 x 254 mm, 16 pcs.  SQ: 3 bag




89



90

## Plaid® – Mod Podge

**62 248 89** Mod Podge, Mod Mold Flowers, 95 x 95 mm, 9 Designs  SQ: 3 bag

**62 248 90** Mod Podge, Mod Mold Ornaments, 95 x 95 mm, 8 Designs  SQ: 3 bag



91



93



14



16



17




18




19

## Plaid® – Mod Podge


**62 248 91** Mod Podge, Mod Mold Nature, 95 x 95 mm, 8 Designs  SQ: 3 bag


**62 248 93** Mod Podge, Mod Mold Royal Icons, 95 x 95 mm, 9 Designs  SQ: 3 bag

**62 251 14** Mod Podge, Mod Mold Celebration, 95 x 95 mm, 7 Designs  SQ: 3 bag

**62 251 16** Mod Podge, Mod Mold Baby, 95 x 95 mm, 8 Designs  SQ: 3 bag

**62 251 17** Mod Podge, Mod Mold Wedding, 95 x 95 mm, 8 Designs  SQ: 3 bag

**62 251 18** Mod Podge, Mod Mold Gems, 95 x 95 mm, 9 Designs  SQ: 3 bag

**62 251 19** Mod Podge, Mod Mold Travel, 95 x 95 mm, 5 Designs  SQ: 3 bag





20



21



29



30



32

Plaid® – Mod Podge			
62 251 20	Mod Podge, Mod Mold Industrial, 95 x 95 mm, 9 Designs		SQ: 3 bag
62 251 21	Mod Podge, Mod Mold Sea Life, 95 x 95 mm, 7 Designs		SQ: 3 bag
62 251 29	Mod Podge, Mod Mold Alphabet, 95 x 185 mm, 39 Designs		SQ: 3 bag
62 251 30	Mod Podge, Mod Mold Trinkets, 95 x 185 mm, 23 Designs		SQ: 3 bag
62 251 32	Mod Podge, Mod Mold Mystical Forest, 95 x 95 mm, 6 Designs		SQ: 3 bag

- Do-It-Yourself: Create your own ornaments and attach them to your models
- Durable and easy to use silicone
- Different sizes and edgings
- Package Size: 14,6 x 12 x 2,5 cm
- Package Size 62 251 29/30: 22,5 x 12 cm



14 / glitter



15 / metallic



28 / opaque



42 / neon

Plaid® – Mod Podge			
62 249 ..	Mod Podge, Melts, ø 70 x 254 mm, 16 pcs.		SQ: 3 bag
62 251 ..	Mod Podge, Melts, ø 70 x 254 mm, 16 pcs.		SQ: 3 bag







01 / white



02 / champagne



03 / bright yellow



04 / bright orange



06 / pale pink



13 / blue



14 / sapphire gem



07 / bright pink



08 / bright red



10 / bright green



12 / navy blue



18 / Deep Purple

## Plaid® – Fashion Fabric Pearl

65 252 .. Fashion Fabric pearl, 32,5 ml

SQ: 3 pc

Fashion dimension colour for textiles was especially developed for „wearable“ art. Fashion dimension colour is not simply for use on cotton, denim and linen, but also gives paper, papiermache and candles a special dimension. Use also on notebooks, Christmas projects, wooden objects, terracotta etc. Fashion dimension colour is water-based.



15 / bright magenta



16 / brown



17 / black

## Plaid® – Fashion Fabric Shiny

65 253 .. Fashion Fabric shiny, 32,5 ml

SQ: 3 pc



clear

## Plaid® – Fashion Fabric Shiny

65 253 18 Fashion Fabric shiny, 32,5 ml

SQ: 3 pc



01 / silver



02 / night star



03 / gold



05 / ruby



06 / kelly green



08 / blue ocean

## Plaid® – Fashion Fabric Glitter

65 254 .. Fashion Fabric glitter, 32,5 ml

SQ: 3 pc



51 / pure gold



54 / sterling silver



55 / sequin black

## Plaid® – Fashion Fabric Metallic

65 252 .. Fashion Fabric metallic, 32,5 ml

SQ: 3 pc



51 / ice blue dark



52 / citron



53 / apricot



54 / raspberry



55 / red



56 / mint



57 / jade-green



59 / peacock



60 / sapphire



61 / violet

## Plaid® – Fashion Fabric Sparkle

65 253 .. Fashion Fabric sparkle, 32,5 ml

SQ: 3 pc



hot pink

## Plaid® – Fashion Fabric Neon

65 254 53 Fashion Fabric Neon, 32,5 ml

SQ: 3 pc





27 / rose shimmer



30 / inca gold



36 / silver sterling

## Plaid® – FolkArt Fabric Paint metallic

65 144 .. FolkArt Fabric Paint metallic, 59 ml

○ SQ: 3 pc



00 / wicker white



03 / magenta



05 / engine red



08 / pure orange



13 / lemon custard



14 / yellow light



17 / hauser green



21 / brilliant blue



26 / licorice

## Plaid® – FolkArt Fabric Paint opaque

65 144 .. FolkArt Fabric Paint opaque, 59 ml

○ SQ: 3 pc

### Fabric Paint:

Painting colours for all creative work on textiles. Folk Art Fabric Paint spreads smoothly and produces an opaque surface. Non-poisonous. Water-based. Not inflammable. Store at room temperature.

### Instructions:

Apply with a brush or a sponge. Clean off fresh paint with soap and warm water. Close container after use each time.


### To paint textiles:

Leave the paint to dry for 24 hours, and then fix the paint from the back, using an iron without steam. Wash the textiles before wearing them. Leave to dry for 72 hours before the machine wash.







001 / crystal clear



021 / white pearl



002 / snow white



022 / clear frost



848 / hologram shimmer



003 / cameo ivory



425 / citrus yellow



004 / sunny yellow



455 / sunflower



429 / pumpkin orange



438 / magenta rose



020 / amber



636 / autumn




005 / orange poppy




015 / ruby red



850 / red shimmer



023 / berry red



007 / cacao brown



017 / magenta royal



011 / blue diamond

## Plaid® – Gallery Glass Window Color

66 16. .. Gallery Glass, 59 ml

SQ: 6 pc

This is the premium glass paint colour of Plaid. Gallery Glass with its excellent quality, is especially good for extensive decoration projects at home: for example on windows and doors.

Gallery Glass can be applied directly on the window (vertical application), on horizontal or crooked surfaces of glass, plexiglass or plate glass. The creamy consistency of Gallery Glass enables you to try out all kinds of deco techniques with colour: for example marble and combing technique. All colours intermixable. By applying several layers – the colours can be even intensified. After drying, Gallery Glass gives the illusion of real stained glass.

Gallery Glass is a durable colour, but can also be removed easily.

Gallery Glass is CE-accredited and is water-based. Damp stains can be removed with water and soap.



012 / royal blue



457 / Plum



014 / amethystine



036 / turquoise



037 / sapphire



035 / lime green



851 / green shimmer



008 / kelly green



024 / ivy green



009 / emerald green



018 / charcoal black

## Plaid® – Gallery Glass Window Color

66 16. .. Gallery Glass, 59 ml

SQ: 6 pc



72 / gilded oak



47 / rosy pink



75 / lilac



77 / lavender



49 / aqua



73 / blue bird



52 / fresh lime

## Plaid® – Gallery Glass Window Color

66 170 .. Gallery Glass, 59 ml

SQ: 6 pc



crystal clear

## Plaid® – Gallery Glass Window Color

67 160 81 Gallery Glass, 236 ml

SQ: 3 pc





025 / black



079 / gold metallic



080 / silver metallic

## Plaid® – Gallery Glass Window Color

67 16. .. Gallery Glass leading, 59 ml SQ: 6 pc



76 / black



82 / black

## Plaid® – Gallery Glass Window Color

67 160 76 Gallery Glass leading, 118 ml SQ: 3 pc

67 160 82 Gallery Glass leading, 236 ml SQ: 3 pc



78 / clear



85 / clear

## Plaid® – Gallery Glass Mediums

68 164 78 Gallery Glass medium, protective varnish, 236 ml SQ: 3 pc

68 164 85 Gallery Glass medium, protective varnish, 118 ml SQ: 3 pc

### Gallery Glass preductive varnish:

Protects pictures from humidity in bathrooms etc., and protects also against fingerprints and dust.



gold pearl

## Plaid® – Gallery Glass Window Color

66 160 19 Gallery Glass, 59 ml SQ: 6 pc



441 / silver



442 / holographic

## Plaid® – Gallery Glass Window Color

66 16. .. Gallery Glass sparkle, 59 ml SQ: 6 pc





01 / wicker white



02 / warm white



03 / baby pink



04 / butler magenta



06 / engine red



07 / berry wine



08 / pure orange



12 / burnt umber



13 / coffee bean



14 / burnt sienna



15 / yellow ochre



16 / schoolbus yellow



17 / lemon custard



19 / fresh foliage



22 / thicket



24 / hydrangea



25 / cobalt blue




26 / midnight



28 / purple lilac



29 / violet pansy



32 / licorice



35 / clear medium



36 / Evergreen



38 / magenta



41 / hauser green medium



33 / gold



34 / sterling silver

## Plaid® – FolkArt Enamel – Paint for ceramics

72 140 .. FolkArt Enamel metallic, glass and ceramics paint, 59 ml

○ SQ: 3 pc



## Plaid® – FolkArt Enamel – Paint for ceramics

72 040 .. FolkArt Enamel, glass and ceramics paint, 59 ml

○ SQ: 3 pc

Dishwasher safe, glass and ceramics colour: Painted objects are resistant and keep their splendid colours, even if they are washed in the dishwasher. After the painting leave to air-cure or harden for optimum permanence in the oven.

**Important:** The object to be painted must be clean and be grease-free, hence, wipe over thoroughly before painting with alcohol!





72 / white



74 / carnation



75 / wine




76 / hot pink




77 / poppy



79 / crimson



80 / grapefruit



81 / nude



82 / blood orange



83 / tangerine



84 / marigold



85 / real yellow



86 / lime



88 / shamrock



89 / deep teal



90 / turquoise



91 / aqua



93 / royal blue



94 / navy



95 / african violet



97 / ganache



98 / grey mist




99 / black

## Fabric Creations™ Soft fabric ink color

65 259 .. Fabric Creations™ Fabric paint, 59 ml SQ: 3 pc



87 / metallic pure gold



88 / metallic sterling silver

## Fabric Creations™ Soft fabric ink color

65 261 .. Fabric Creations™ Fabric paint, 59 ml SQ: 3 pc



65 271 79



65 271 83



65 271 86



65 271 90



65 271 91



65 271 92



65 271 93



65 271 96

## Fabric Creations™ Block printing stamp

65 271 79 Fabric Creations™ Stamp, Small Fern, ~ 3,5 x 4,5 cm SQ: 2 pc

65 271 83 Fabric Creations™ Stamp, Small Square Spiral, ~ 3,8 x 3,8 cm SQ: 2 pc

65 271 86 Fabric Creations™ Stamp, Small Aztec Tile, ~ 4 x 5 cm SQ: 2 pc

65 271 90 Fabric Creations™ Stamp, Small Baroque Flourish, ~ 2,6 x 4 cm SQ: 2 pc

65 271 91 Fabric Creations™ Stamp, Small Baroque Floral, ~ 4,5 x 4,5 cm SQ: 2 pc

65 271 92 Fabric Creations™ Stamp, Small Tribal Chevron, ~ 3 x 4,5 cm SQ: 2 pc

65 271 93 Fabric Creations™ Stamp, Small Basket Weave, ~ 4,2 x 4,2 cm SQ: 2 pc

65 271 96 Fabric Creations™ Stamp, Border Feather, ~ 8,6 x 3,8 cm SQ: 2 pc





65 271 97



65 271 98



65 272 08



65 272 10



65 271 99



65 272 01



65 272 12



65 272 13



65 272 03



65 272 05



65 272 14



65 272 16



65 272 06



















65 272 07



65 272 17

### Fabric Creations™ Block printing stamp

<b>65 271 97</b>	Fabric Creations™ Stamp, Border Lace, ~ 9 x 3,2 cm	  SQ: 2 pc
<b>65 271 98</b>	Fabric Creations™ Stamp, Border Baroque, ~ 8 x 4 cm	  SQ: 2 pc
<b>65 271 99</b>	Fabric Creations™ Stamp, Border Baroque Scroll, ~ 8,8 x 2 cm	  SQ: 2 pc
<b>65 272 01</b>	Fabric Creations™ Stamp, Border Tribal 1, ~ 9,2 x 3,1 cm	  SQ: 2 pc
<b>65 272 03</b>	Fabric Creations™ Stamp, Medium Lace Doily, ~ ø 6,5 cm	  SQ: 2 pc
<b>65 272 05</b>	Fabric Creations™ Stamp, Medium Baroque Medallion, ~ 5,3 x 5,3 cm	  SQ: 2 pc
<b>65 272 06</b>	Fabric Creations™ Stamp, Medium Parade Elephant, ~ 7,7 x 5,5 cm	  SQ: 2 pc
<b>65 272 07</b>	Fabric Creations™ Stamp, Medium Indian Leaf, ~ 7 x 7,5 cm	  SQ: 2 pc

### Fabric Creations™ Block printing stamp

<b>65 272 08</b>	Fabric Creations™ Stamp, Medium Aztec Tile, ~ 8 x 6,5 cm	  SQ: 2 pc
<b>65 272 10</b>	Fabric Creations™ Stamp, Medium Vintage Daisy, ~ ø 6,7 cm	  SQ: 2 pc
<b>65 272 12</b>	Fabric Creations™ Stamp, Medium Tribal Arrows, ~ 7 x 6,5 cm	  SQ: 2 pc
<b>65 272 13</b>	Fabric Creations™ Stamp, Medium Hex Honeycomb, ~ 6 x 6 cm	  SQ: 2 pc
<b>65 272 14</b>	Fabric Creations™ Stamp, Medium Chevron, ~ 6 x 6 cm	  SQ: 2 pc
<b>65 272 16</b>	Fabric Creations™ Stamp, Medium Paisley, ~ 7,5 x 5,5 cm	  SQ: 2 pc
<b>65 272 17</b>	Fabric Creations™ Stamp, Medium Doodle Butterfly, ~ 5,5 x 5 cm	  SQ: 2 pc



# Easy Beton

## FARBE UND PASTE | PÂTE ET PEINTURE COLOUR AND PASTE

**D:** Mit der **Easy Beton PASTE** und **FARBE** einen coolen Beton-Look erzielen – einfach und schnell nur mit Pinsel, Schwamm oder Spachtel!

**F:** Conférez un look béton avec la **PÂTE** et la **PEINTURE Easy Beton** – Application simple et rapide au pinceau, à l'éponge ou à la spatule !

**GB:** Get a stylish industrial look with **Easy Beton Paste**. Simple to apply by brush, sponge or palette knife!







86



86

## Easy Beton colour

**93 177 86** Easy Beton colours, 100 ml   SQ: 3 pc

**93 178 86** Easy Beton colours, 200 ml   SQ: 2 pc







01



02

## Easy Beton paste

**93 179 01** Easy Beton paste, 350 g   SQ: 6 pc

**93 179 02** Easy Beton paste, 1,4 kg   SQ: 1 pc







## Easy Rust liquid

**93 181 16** Easy Rust Liquid, 50 ml

SQ: 5 pc



**78 /** russet



**79 /** rust-brown

## Easy Rust paste

**93 182 78** Easy Rust paste, 350 g

SQ: 6 pc

**93 182 79** Easy Rust paste, 350 g

SQ: 6 pc





# Easy ROST

**PASTE und LIQUID für den coolen Rost-Look |  
Pâte et liquide confère un superbe effet rouille |  
Easy Rust Paste and Liquid for that vintage look**

**D:** Für Holz, Pappe, Kunststoff, Glas, Metall & Keramik geeignet. |  
**F:** Sur papier, sur carton, sur verre, sur métal, sur le plastique et la céramique |  
**GB:** Use Easy Rust Paste and Easy Rust Liquid to create an aged, patinated look on wood, card, plastic, glass, metal and ceramic

- oxidationsmittelfrei |  
Ne contient pas d'oxydant |  
No oxidizing agents
- wetter- und lichtbeständig |  
Résiste aux U.V. et convient  
pour l'extérieur | Weather  
resistant and lightfast
- auf Wasserbasis | Produit à  
base aqueuse | Waterbased

**D:** Mit der **Easy Rust PASTE** und dem  
**EASY ROST Liquid** einen coolen  
Rost-Look erzielen – einfach und schnell  
nur mit Pinsel, Schwamm oder Spachtel!

**F:** Obtenez un bel effet rouille avec la  
pâte **Easy Rust PASTE** et la peinture  
**EASY ROST Liquid** – Application rapide  
et simple au pinceau, à l'éponge ou  
à la spatule !

**GB:** Get that vintage look with **Easy  
Rust PASTE** and **Easy Rust Liquid**.  
Quick and easy apply by brush, sponge  
or palette knife.

